




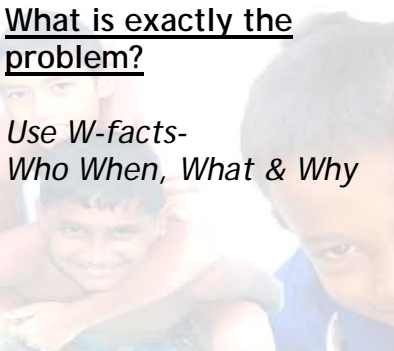
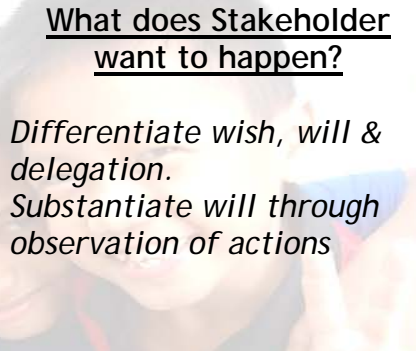

Assessment Tools for Case Management



Worksheet 1

Problem Definition









Phase 1 - PROBLEM DEFINITION IN W-FACTS: STAKEHOLDER PERSPECTIVES & CONTRIBUTIONS

<p><u>Stakeholder Name & Role</u></p> 	<p><u>What is exactly the problem?</u></p> <p><i>Use W-facts- Who When, What & Why</i></p> 	<p><u>What does Stakeholder want to happen?</u></p> <p><i>Differentiate wish, will & delegation. Substantiate will through observation of actions</i></p> 	<p><u>What does stakeholder want to contribute to help situation?</u></p> 

Worksheet 2

Identifying Possibilities




Phase 2 - MAPPING POSSOBILITIES

Name of 'Client'	Will of Client	Actions that support the Will	Possibilities that can be worked with
			
			

Worksheet 3

Formulating an Action Plan

Phase 3 - DRAWING UP AN ACTION PLAN TO ACHIEVE THE WILL OF THE CLIENT

What is my purpose?	What will I do?	What is my progress to date?
<p>1.</p> 		 <p>Date: _____</p> <p>Progress report due: _____</p>